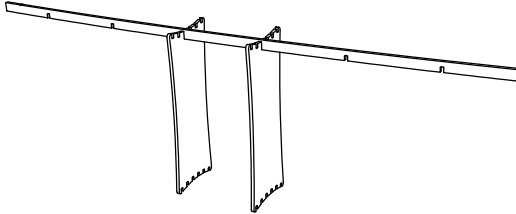


Unto This Last  
230 Brick Lane  
London  
E2 7EB  
www.UntoThisLast.co.uk  
Email info@untothislast.co.uk  
Tel 0207 613 0882

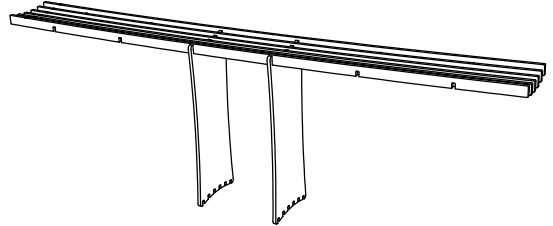
# Slat Shelf Assembly

The strength of this shelving unit relies on precision machining, and for this reason requires no glue or metal fixings. Be sure to push components firmly into place at each step to guarantee a tight fit.



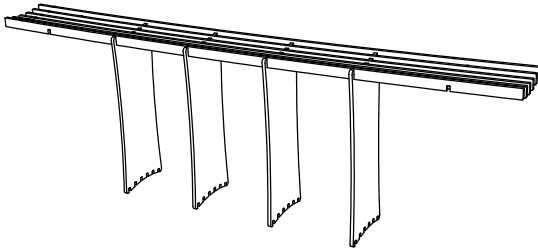
**1**

Push a single slat firmly into middle (shortest) shelves.



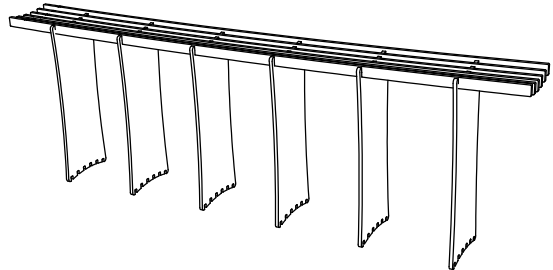
**2**

Add the first half of remaining slats.



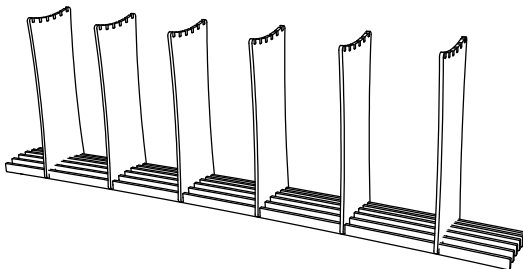
**3**

Add the second shortest shelves as above.



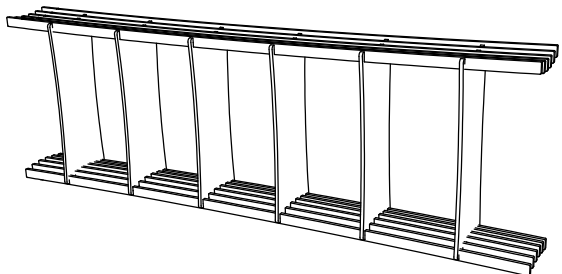
**4**

Add the longest shelves at each end.



**5**

Turn the whole shelf over and support from underneath using magazines.



**6**

Push remaining slats firmly into place and stand upright.