

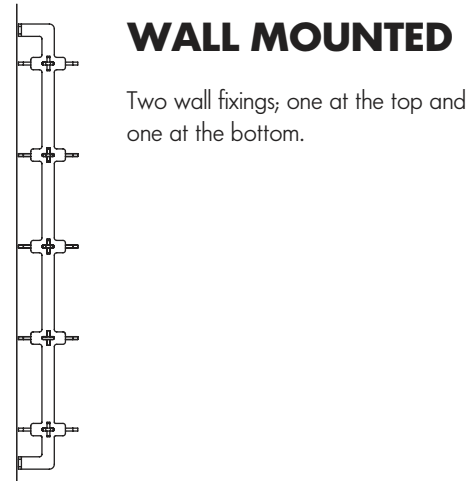
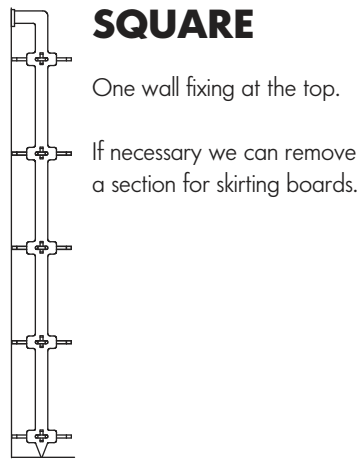
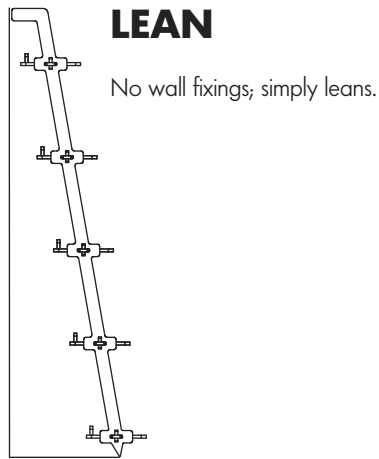
Shelves

Step Shelves

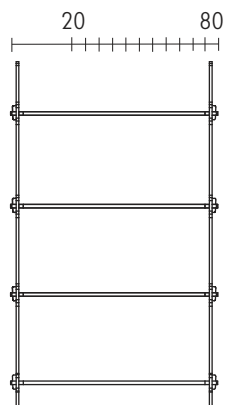


VERSION

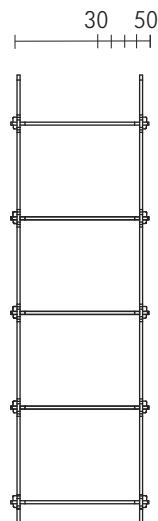
Pick how you would like your shelf to attach to the wall




120 HEIGHT



180 HEIGHT



220 HEIGHT



STEP 120 HEIGHT

Width	Colour	Wood
20 - 80	White	Oak
	Brown	Walnut
	£90	£115

STEP 180 HEIGHT

Width	Colour	Wood
30 - 50	White	Oak
	Brown	Walnut
	£95	£125

STEP 220 HEIGHT

Width	Colour	Wood
40 - 80	White	Oak
	Brown	Walnut
85 - 110	£160	£200
	£200	£240

All measurements include shelf width and pins.
All Width ranges are in 5cm increments.



* The maximum width for 220 high Leaning version is 80cm
The Square version can extend to 110 width.

The 220 high is not available in the Wall mounted version.