

# Step Shelf

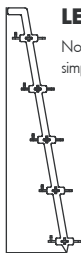


## VERSION

Pick how you would like your shelf to attach to the wall

### LEAN

No wall fixings;  
simply leans.



### SQUARE

One wall fixing at the top.

If necessary we can remove  
a section for skirting boards.



### WALL MOUNTED

Two wall fixings; one at the top and  
one at the bottom.



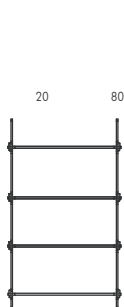
## 120 HEIGHT

## 180 HEIGHT

## 220 HEIGHT

## STEP 120 HEIGHT


Width	White	Wood	Bespoke Colour
20 - 80	£90	£115	£190



30   50



40      110



## STEP 180 HEIGHT

Width	White	Wood	Bespoke Colour
30 - 50	£95	£125	£195

## STEP 220 HEIGHT

Width	White	Wood	Bespoke Colour
40 - 80	£160	£200	£260
85 - 110	£200	£240	£300

All Step Shelf depths are 24cm.

